



JOCMA34DL-VS4

Rev.A.1.0

DESCRIPTION:

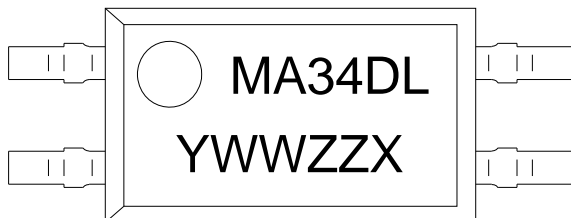
The products are 4-pin optical relays. The device is a very small outline non-leaded photorelay suitable for surface-mount assembly. It consists of an infrared LED optically coupled to a photo-MOSFET and is housed in a VSON4 package. It features low output capacitance, COFF, and

ORDERING INFORMATION

J	OC	M	A	3	4	D	L	-VS4	/
JieJie Microelectronics Co., Ltd.	Opto Coupler	MOS	A:1NO	3:V _{OFF} 60V	4:I _{ON} :0.1A	I _{FT} 1mA	L:Low C	VSON4	None:T1 R:T2

Packing Quantity	
Option	Quantity
None/R	3000 Units/Reel

MARKING



Characteristics Curves

FIG.1: Max. Allowable LED Forward Current vs. Ambient Temperature

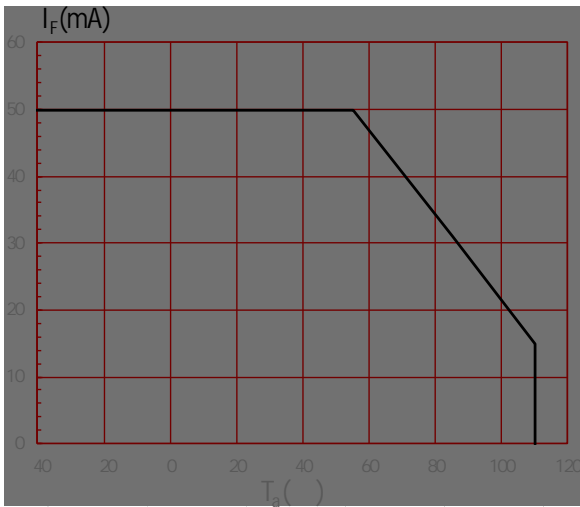


FIG.3: LED Forward Current vs. LED Dropout Voltage

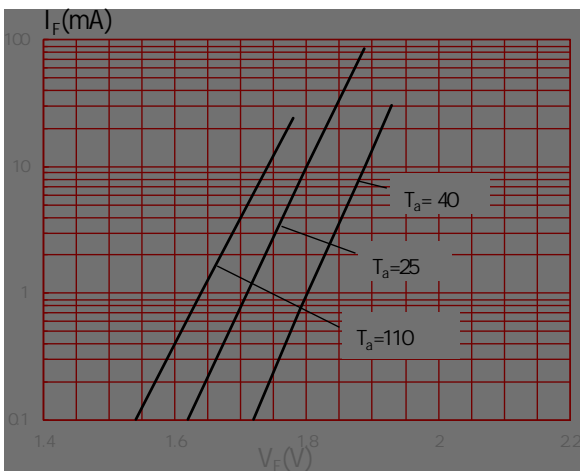


FIG.5: On Resistance vs. Ambient Temperature

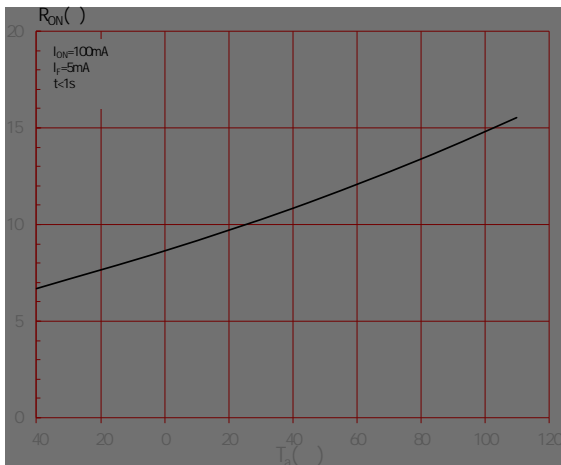


FIG.2: On-state Current vs. Ambient Temperature

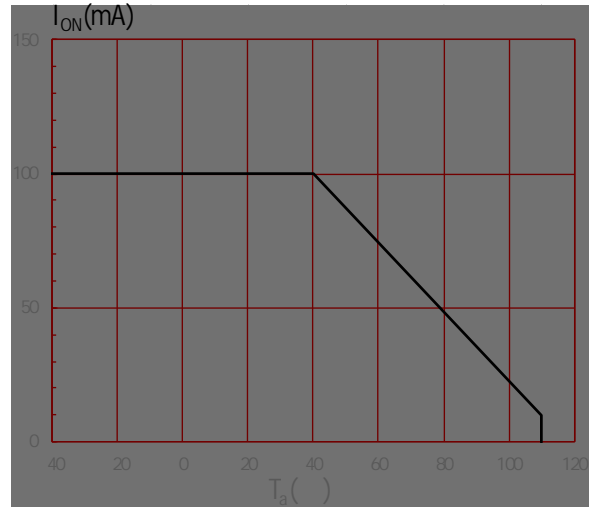


FIG.4: On-state Current vs. On-state Voltage

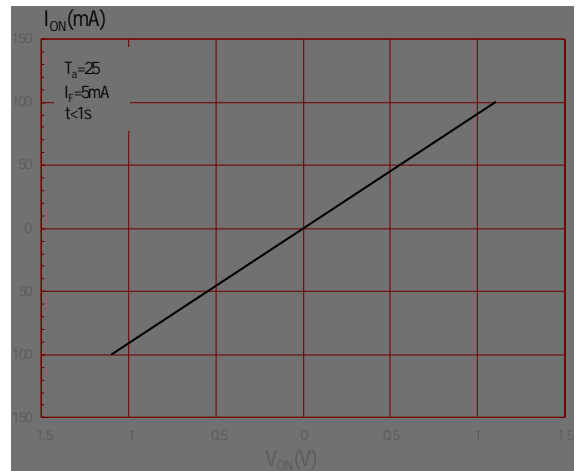
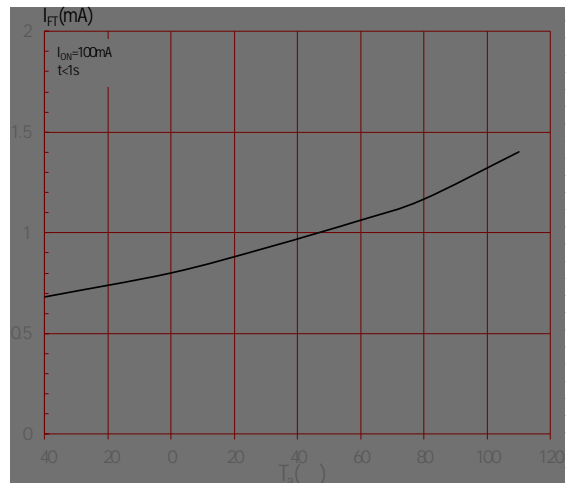
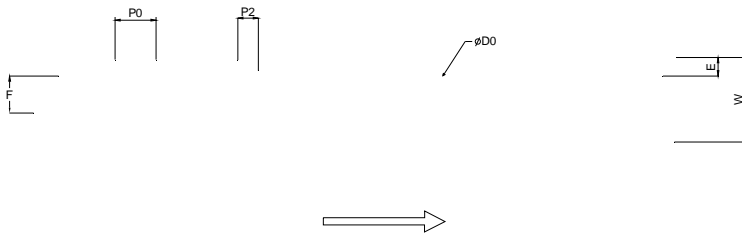


FIG.6: Trigger LED Current vs. Ambient Temperature



CARRIER TAPE SPECIFICATIONS (Dimensions in mm unless otherwise stated)



Ref.	Dimensions					
	Millimeters			Inches		
	Min.	Typ.	Max.	Min.	Typ.	Max.
D0		1.50	1.60		0.059	0.063
P0	3.90	4.00	4.10	0.154	0.157	0.161
P1	3.90	4.00	4.10	0.154	0.157	0.161
P2	1.90	2.00	2.10	0.075	0.079	0.083
E	1.65	1.75	1.85	0.065	0.069	0.073
F	3.40	3.50	3.60	0.134	0.138	0.142
T	0.20	0.25	0.30	0.008	0.010	0.012
W	7.70	8.00	8.30	0.303	0.315	0.327

← Time 25 to Peak →

Time →

Profile Feature	Sn-Pb Assembly Profile	Pb-Free Assembly Profile
Temperature Min. (T _{min})	100	150
Temperature Max. (T _{max})	150	200
Time (ts) from (T _{min} to T _{max})	60-120 seconds	60-120 seconds
Ramp-up Rate (t _L to t _P)	3 /second max.	3 /second max.
Liquidus Temperature (TL)	183	217
Time (tL) Maintained Above (TL)	60-150 seconds	60-150 seconds

