


DESCRIPTION:

The ACJT410-8A triac is suitable for general purpose AC switching. It can be used as an ON/OFF function in applications such as heating regulation, induction motor starting circuits, for phase control operation in light dimmers, motor speed controllers. The ACJT410-8A embeds a TVS structure to absorb the inductive turn-off energy such as those described in the IEC 61000-4-5 standards. By using an internal ceramic pad, ACJT410-8A provides a rated insulation voltage of 2500 VRMS, complying with UL standards (File ref: E252906). Package TO-220A is RoHS compliant.



MAIN FEATURES

ABSOLUTE MAXIMUM RATINGS

Parameter	Symbol	Value	Unit
Storage junction temperature range	T_{stg}	-40-150	
Operating junction temperature range	T_j	-40-125	
Repetitive peak off-state voltage ($T_j=25^\circ C$)	V_{DRM}	800	V
Repetitive peak reverse voltage ($T_j=25^\circ C$)	V_{RRM}	800	V
RMS on-state current ($T_c 0106^\circ C$)	$I_{T(RMS)}$	4	A

Non repetitive surge peak on-state current
(full cycle , $t_p=20ms$, $T_j=25^\circ C$)

Average gate power dissipation ($T_j=125$)

$P_{G(AV)}$

0.5

W

ORDERING INFORMATION

AC J T 4 10 -8 A

FIG.1: Maximum power dissipation versus RMS on-state current

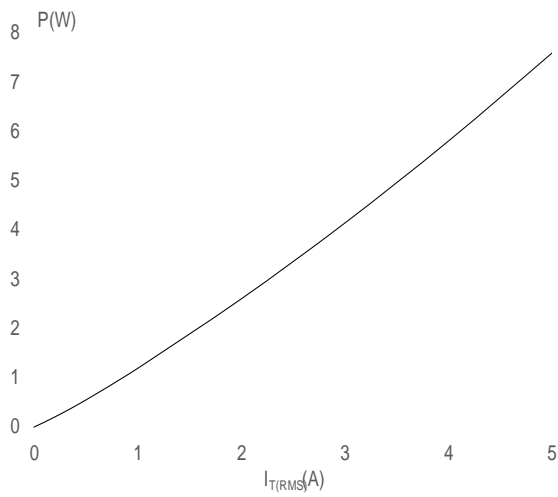


FIG.3: Surge peak on-state current versus number of cycles

FIG.2: RMS on-state current versus case temperature

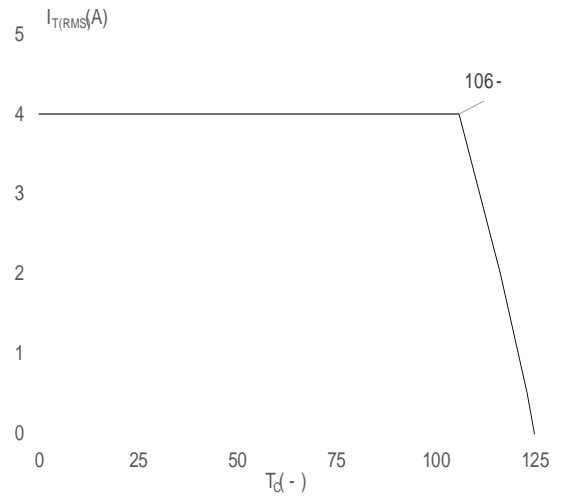


FIG.4: On-state characteristics

FIG.7 ÖTest circuit for inductive and resistive loads to IEC-61000-4-5 standards

