



JX020U 2A Sensitive SCR

Rev.A.2.1

^ Z / W d / K E W

The JX020U SCR provides high dV/dt rate with strong resistance to electromagnetic interface. It is especially recommended for use on residual current circuit breaker, straight hair, igniter etc. Package TO-92 is RoHS compliant.

D / E & d h Z ^

Symbol	Value	Unit
$I_{T(RMS)}$	2	A
V_{DRM} / V_{RRM}	600	V
I_{GT}	200	μA

^ K b d D y / D h D Z d / E ' ^

Parameter	Symbol	Value	Unit
Storage junction temperature range	T_{stg}	-40-150	
Junction temperature range	T_j	-40-125 ⁷	
Peak reverse on state voltage ($T_j=25^\circ C$)	V_{DRM}	600	V
Repetitive peak reverse voltage ($T_j=25^\circ C$)	V_{RRM}	600	V
Average on-state current	$I_{T(AV)}$	1.3	A
RMS on-state current	$I_{T(RMS)}$	2	A
Non repetitive surge peak on-state current ($t_p=10ms, T_j=25^\circ C$)	I_{TSM}	20	A
Non repetitive surge peak on-state current ($t_p=8.3ms, T_j=25^\circ C$)		22	
I^2t value for fusing ($t_p=10ms, T_j=25^\circ C$)	I^2t	2	A^2s

Critical rate of rise of on-state current ($I_G=2$)

JX020U



JieJie Microelectronics Co., Ltd.

KZ Z/E' /E&KZD d/KE

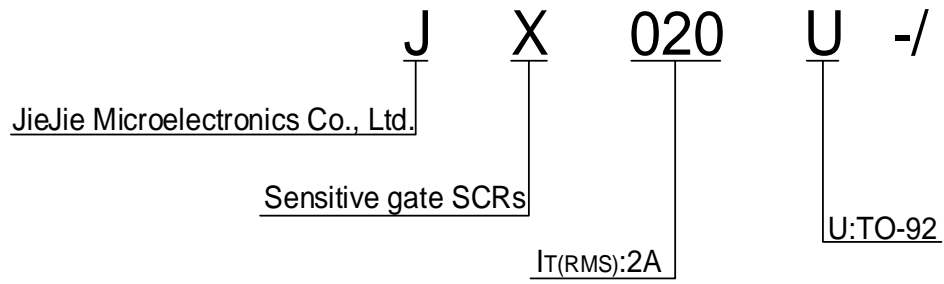




FIG.1: Maximum power dissipation versus RMS on-state current

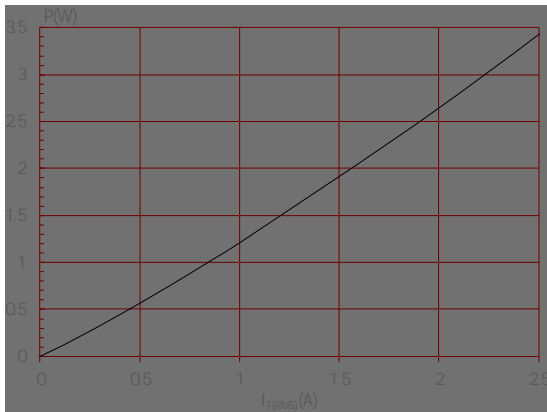


FIG.2: RMS on-state current versus case temperature



FIG.7 ÖTest circuit for inductive and resistive loads to IEC-61000-4-5 standards.



JX020U

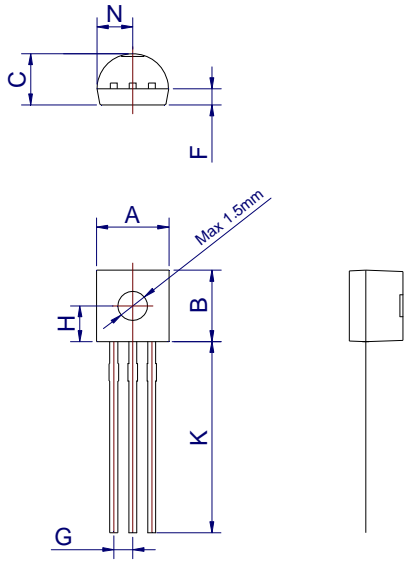


JieJie Microelectronics Co., Ltd.

KZ Z/E' /E & KZ D d/KE

Order code	Voltage V_{DRM}/V_{RRM} (V)	IGT(μ A)	Package	Base qty. (pcs)	Delivery s
------------	----------------------------------	---------------	---------	--------------------	------------

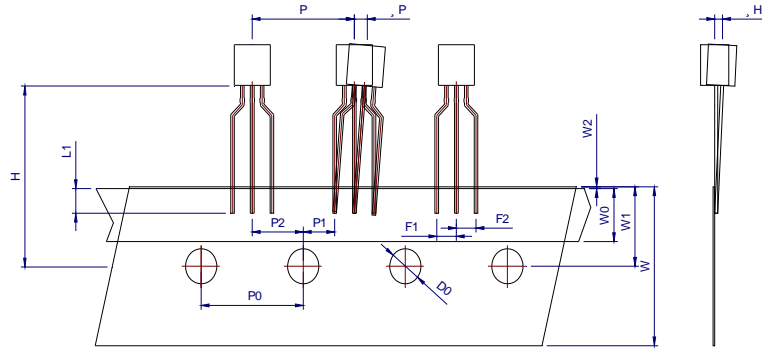
W < ' D , E / > d





>/s Zz DK

PACKAGE	OUTLINE	BAG (PCS)	INNER BOX (PCS)	CARTON BOX (PCS)
TO-92	Bulk Pack	1,000	10,000	50,000



Ref.	Dimensions					
	Millimeters			Inches		
	Min.	Typ.	Max.	Min.	Typ.	Max.
P	12.40	12.70	13.00	0.488	0.500	0.512
P0	12.40	12.70	13.00	0.488	0.500	0.512
P1	3.55	3.85	4.15	0.140	0.152	0.163
P2	5.95	6.35	6.75	0.233	0.250	0.265
±P	-1.00	0	1.00	-0.039	0	0.039
F1 ~ F2	2.30	2.50	2.70	0.090	0.098	0.106
F1-F2	-0.10	0	0.10	-0.004	0	0.004
W	17.50	18.00	19.00	0.689	0.709	0.748
W0	5.50	6.00	6.50	0.217	0.236	0.256
W1	8.50	9.00	9.50	0.335	0.354	0.374
W2			1.00			0.039
D0	3.80	4.00	4.20	0.150	0.157	0.165
±H	-1.00	0	1.00	-0.039	0	0.039
L1	2.50			0.098		
H	18.00	19.00	20.00	0.709	0.748	0.787
H1 ~ H2			3.00			0.119

