



## T3050H-6A 30A TRIAC

Rev.A.1.1

### DESCRIPTION:

The T3050H-6A triac is suitable for general purpose AC switching. It can be used as an ON/OFF function in applications such as heating regulation, induction motor starting circuits, for phase control operation in light dimmers, motor speed controllers. Compared to traditional triacs, T3050H-6A provide(or)7 ( )TJ 0 TS

Average gate power dissipation ( $T_j=150$ )	$P_{G(AV)}$	1	W
Peak gate power	$P_{GM}$	10	W
Peak pulse voltage ( $T_j=25$ ; non-repetitive, off-state; FIG.7)	$V_{pp}$	1.2	kV

**ELECTRICAL CHARACTERISTICS** ( $T_j=25$  unless otherwise specified)

Symbol	Test Condition	Quadrant	Value		Unit
$I_{GT}$	$V_D=12V$ $R_L=33$	- -	MAX.	50	mA
$V_{GT}$		- -	MAX.	1.3	V
$V_{GD}$	$V_D=V_{DRM}$ $T_j=150$ $R_L=3.3k$	- -	MIN.	0.15	V
$I_L$	$I_G=1.2I_{GT}$	-	MAX.	80	mA
				90	
$I_H$	$I_T=500mA$		MAX.	60	mA
$dV/dt$	$V_D=400V$ Gate Open $T_j=150$		MIN.	2200	V/ $\mu s$
$(dI/dt)_c$	$(dV/dt)_c=20V/\mu s$ , $T_j=150$		MIN.	30	A/ms
$t_{on}$	$I_G=80mA$ $I_A=400mA$ $I_R=40mA$ $T_j=25$		TYP.	15	$\mu s$
$t_{off}$				100	

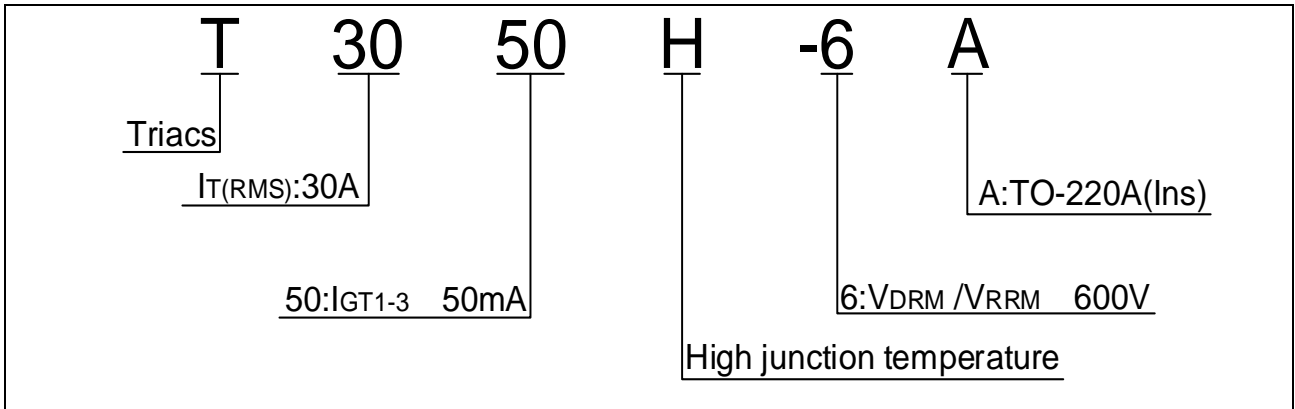
**STATIC CHARACTERISTICS**

Symbol	Parameter		Value(MAX.)	Unit
$V_{TM}$	$I_{TM}=42A$ $t_p=380\mu s$	$T_j=25$	1.5	V
$V_{TO}$	Threshold voltage	$T_j=150$	0.7	V
$R_D$	Dynamic resistance	$T_j=150$	16	m
$I_{DRM}$	$V_D=V_{DRM}$ $V_R=V_{RRM}$	$T_j=25$	5	$\mu A$
$I_{RRM}$		$T_j=150$	5	mA

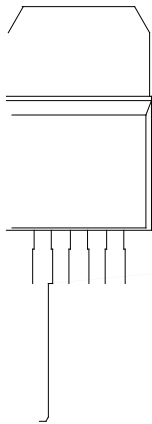
**THERMAL RESISTANCES**

Symbol	Parameter	Value	Unit
$R_{th(j-c)}$	junction to case (AC)	1.45	$^{\circ}W$
$R_{th(j-a)}$	junction to ambient (AC)	60	$^{\circ}W$

ORDERING INFORMATION



MARKING



## T3050H-6A

**FIG.1:** Maximum power dissipation versus RMS on-state current

---

**FIG.2:** RMS on-state current versus case temperature

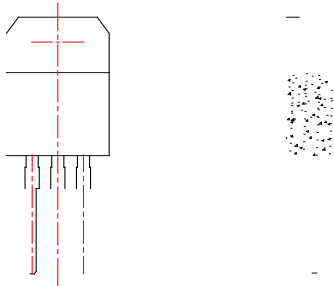
FIG.7 Test circuit for inductive and resistive loads to IEC-61000-4-5 standards



ORDERING INFORMATION

Order code	Voltage $V_{DRM}/V_{RRM}$ (V)	IGT(mA)	Package	Base qty. (pcs)	Delivery mode
		- -			
T3050H-6A	600	50	TO-220A(Ins)	50 -B Td 3BDC	0.003 Tc -053 0

PACKAGE MECHANICAL DATA



Information furnished in this document is believed to be accurate and reliable. However, Jiangsu JieJie Microelectronics Co., Ltd. assumes no responsibility for the consequences of use without consideration for such information nor use beyond it. Information mentioned in this document is subject to change without notice, apart from that when an agreement is signed, Jiangsu JieJie complies with the agreement.

Products and information provided in this document have no infringement of patents. Jiangsu JieJie assumes no responsibility for any infringement of other rights of third

parties which may result from the use of such products. © 2017 JieJie Microelectronics Co., Ltd. All rights reserved. (r)714