



JST08K-800TW 8A TRIAC

Rev.A.1.1

DESCRIPTION:

The JST08K-800TW triac is suitable for general purpose AC switching. It can be used as an ON/OFF function in applications such as heating regulation, induction motor starting circuits, for phase control operation in light dimmers, motor speed controllers. JST08K-800TW snubberless triac is especially recommended for use on inductive loads. It can be driven directly through the MCU I/O port. Package TO-252 is RoHS compliant.

MAIN FEATURES

ABSOLUTE MAXIMUM RATINGS

Parameter	Symbol	Value	Unit
------------------	---------------	--------------	-------------

Peak pulse voltage ($T_j=25$; non-repetitive, off-state; FIG.8)	V_{pp}	1.5	kV
--	----------	-----	----

ELECTRICAL CHARACTERISTICS ($T_j=25$ unless otherwise specified)

Symbol	Test Condition	Quadrant	Value		Unit
I_{GT}	$V_D=12V R_L=33$	- -	MAX.	5	mA
V_{GT}		- -	MAX.	1	V
V_{GD}	$V_D=V_{DRM} T_j=125$ $R_L=3.3k$	- -	MIN.	0.2	V
I_L	$I_G=1.2I_{GT}$	-	MAX.	10	mA
				15	
I_H	$I_T=100mA$		MAX.	10	mA
dV/dt	$V_D=540V$ Gate Open $T_j=125$		MIN.	100	V/μs
(dI/dt) _c	(dV/dt) _c =10V/μs, $T_j=125$		MIN.	0.5	A/ms
t_{on}	$I_G=10mA I_A=200mA I_R=20mA$ $T_j=25$		TYP.	2	s
t_{off}				20	

STATIC CHARACTERISTICS

Symbol	Parameter		Value(MAX.)	Unit
V_{TM}	$I_{TM}=11A t_p=380 \mu s$	$T_j=25$	1.5	V
V_{TO}	Threshold voltage	$T_j=125$	0.8	V
R_D	Dynamic resistance	$T_j=125$	44	m
I_{DRM}	$V_D=V_{DRM} V_R=V_{RRM}$	$T_j=25$	5	A
I_{RRM}		T		

FIG.1: Maximum power dissipation versus RMS on-state current

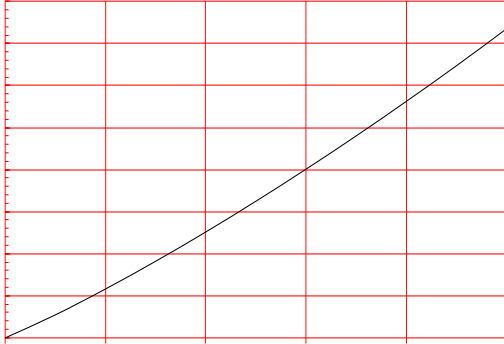


FIG.2: RMS on-state current versus case temperature

FIG.7: Relative variations of gate trigger current, holding current and latching current versus

junction temperature

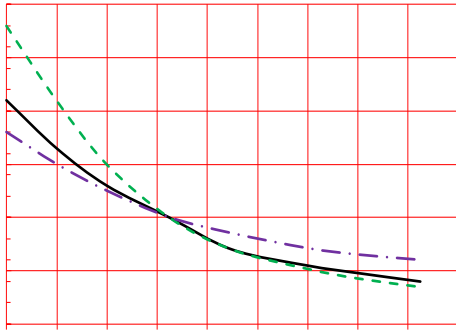
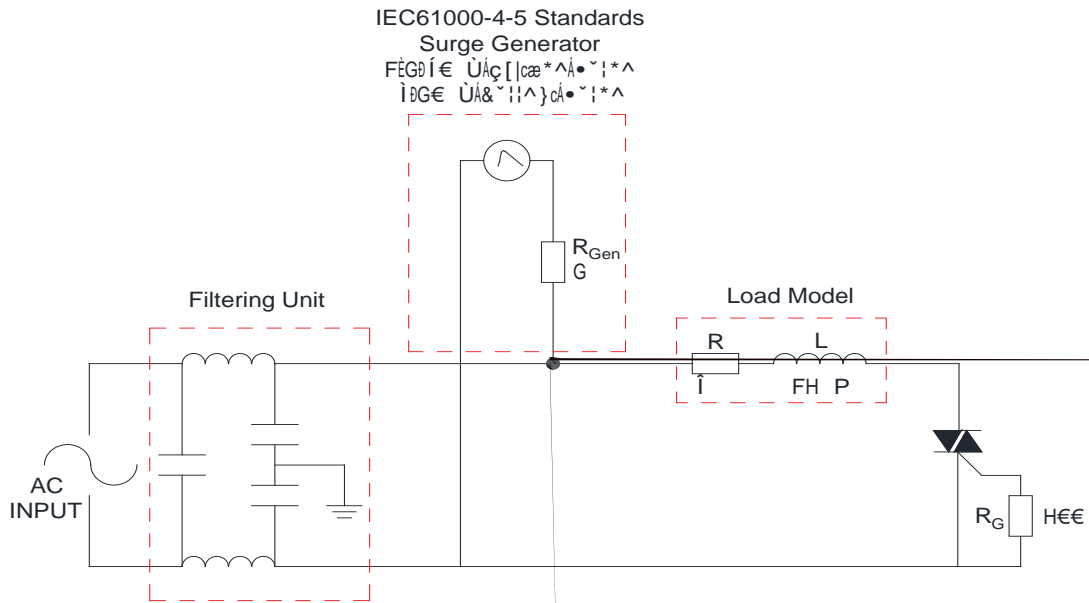


FIG.8 Test circuit for inductive and resistive loads to IEC-61000-4-5 standards





ORDERING INFORMATION

Order code	Voltage V_{DRM}/V_{RRM} (V)	IGT(mA)	Package	Base qty. (pcs)	Delivery mode
		- -			
JST08K-800TW	800	5	TO-252	80	Tube
JST08K-800TW-TR				2,500	Tape & Reel

PACKAGE MECHANICAL DATA

Ref.	Dimensions					
	Millimeters			Inches		
	Min.	Typ.	Max.	Min.	Typ.	Max.
A	2.10		2.50			
A2	0		0.15			
B	0.66		0.6366.5(6)]TJ	0	-3.4T*5 (.)-1.8 (
C	0.40					
D						
E						
G						
G1						
L						





Information