



JST24F-800C 25A TRIAC

Rev.A.1.1

DESCRIPTION:

The JST24F-800C triac is suitable for general purpose AC switching. It can be used as an ON/OFF function



Peak pulse voltage ($T_j=25$; non-repetitive,off-state;FIG.7)	V_{pp}	2	kV
--	----------	---	----

ELECTRICAL CHARACTERISTICS ($T_j=25$ unless otherwise specified)

Symbol	Test Condition	Quadrant	Value		Unit
I_{GT}	$V_D=12V R_L=33$	- -	MAX.	25	mA
				50	
V_{GT}		ALL	MAX.	1	V
V_{GD}	$V_D=V_{DRM} T_j=125$ $R_L=3.3k$	ALL	MIN.	0.2	V
I_L	$I_G=1.2I_{GT}$	- -	MAX.	70	mA
				100	
I_H	$I_T=500mA$		MAX.	60	mA
dV/dt	$V_D=540V$ Gate Open $T_j=125$		MIN.	500	V/ μs
(dV/dt)c	(dI/dt)c=13.3A/ms, $T_j=125$		MIN.	6	V/ μs
	$I_G=80mA I_A=400mA I_R=40mA$		TYP.	3	μs
t_{off}	$T_j=25$			50	

STATIC CHARACTERISTICS

Symbol	Parameter	Value(MAX.)	Unit
--------	-----------	-------------	------



ORDERING INFORMATION

J ST 24 F -800 C

FIG.1: Maximum power dissipation versus RMS on-state current

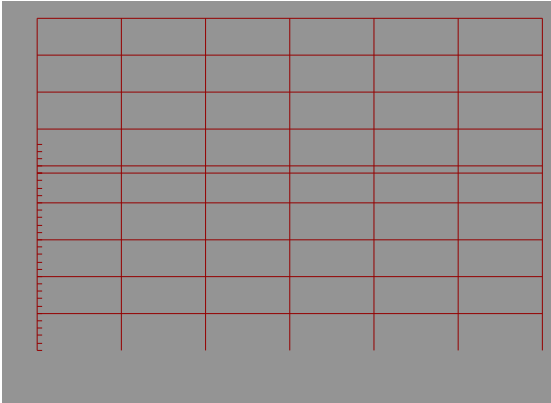
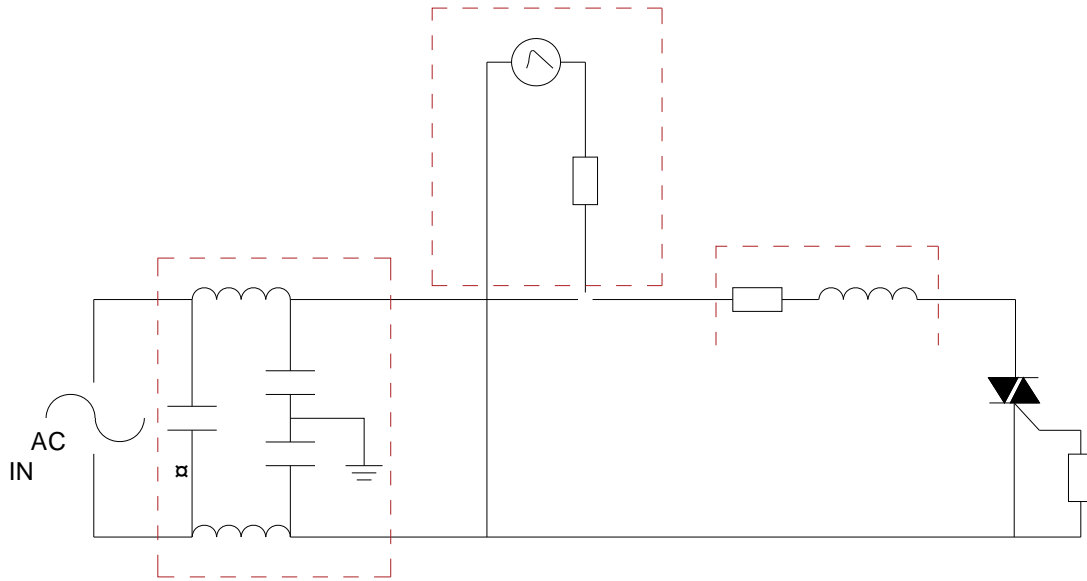



FIG.2: RMS on-state current versus case temperature

FIG.7 Test circuit for inductive and resistive loads to IEC-61000-4-5 standards



Information furnished in this document is believed to be accurate and reliable. However, Jiangsu JieJie Microelectronics Co., Ltd assumes no responsibility for the consequences of use without consideration for such information nor use beyond it. Information mentioned in this document is subject to change without notice, apart from that when an agreement is signed, Jiangsu JieJie complies with the agreement.

Products and information provided in this document have no infringement of patents. Jiangsu JieJie assumes no responsibility for any infringement of other rights of third parties which may result from the use of such products and information. This document supersedes and replaces all information previously supplied.

 is a registered trademark of Jiangsu JieJie Microelectronics Co., Ltd.
Copyright © 2025 Jiangsu JieJie Microelectronics Co., Ltd. All rights reserved.